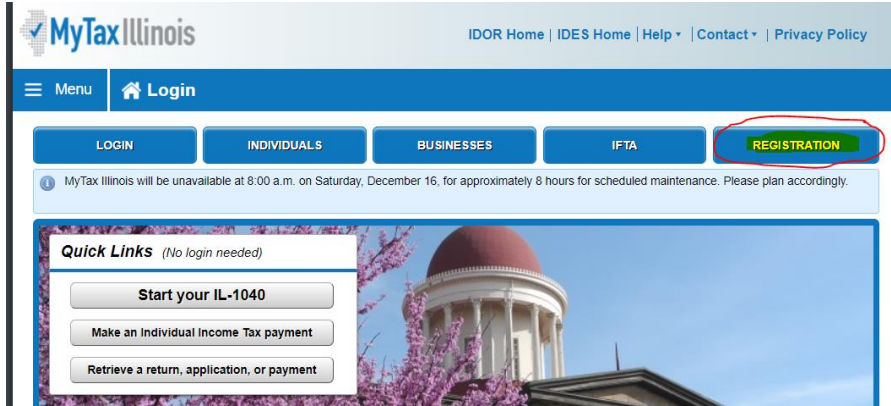




MyTax Illinois Registration Steps

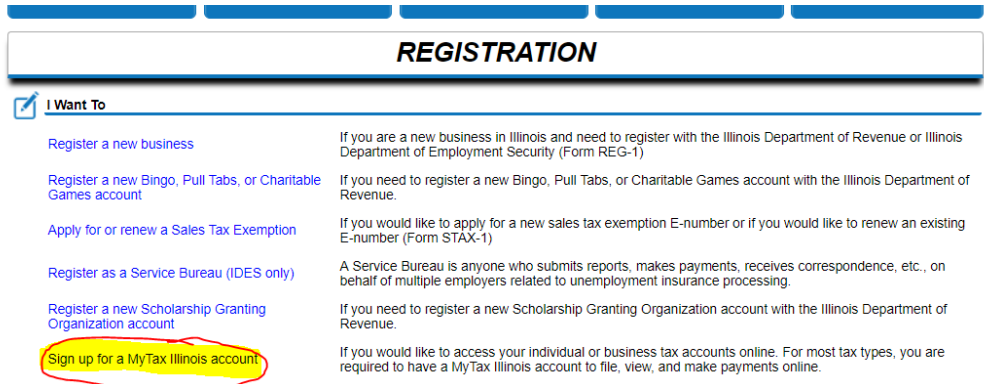
Step 1:

- Go to: <https://mytax.illinois.gov/>
- Select "Registration"



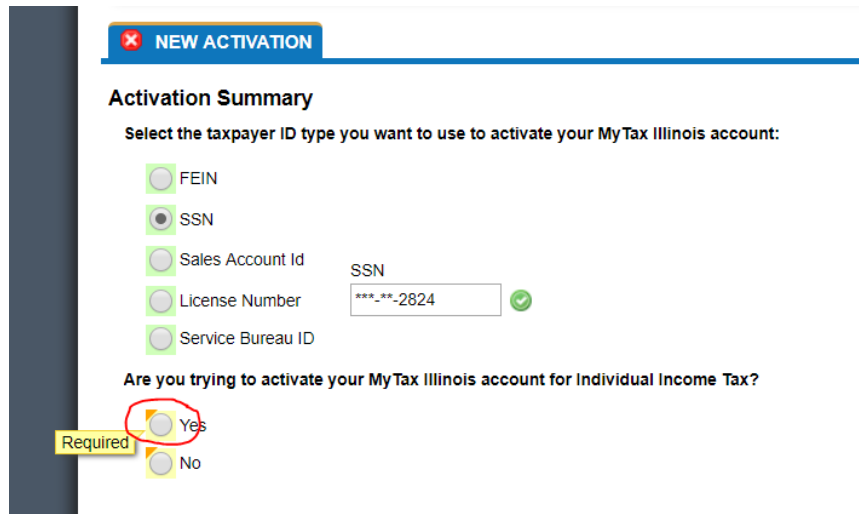
Step 2:

- Select: "Sign up for a MyTax Illinois Account"



Step 3:

- Enter in your SSN
- Select "Yes"





Step 4:

- Fill out your relevant information including your Illinois Letter ID

No

Please provide your Letter ID. The Letter ID you enter must have been issued within the last 90 days. If you do not have a letter ID, you cannot complete this request at this time. Use the "Request a letter ID" feature on the Individuals menu of the MyTax Illinois home screen to have a letter sent to you.

Letter ID Required

Required Provide ONE of the following:

Individual IL-PIN Look up my IL-PIN	OR	Prior Year Adjusted Gross Income
<input type="text" value="20596891"/>		<input type="text" value="0.00"/>

Web Contact Information:

Your Name	Contact Phone
<input type="text" value="John"/>	<input type="text" value="(312)491-1600"/>
Email	Alternate Phone
<input type="text" value="Doe"/>	<input type="text"/>

Web Logon Information:

Pick a username, you'll use this to login to MyTax Illinois:

Password Rules

Pick your password:

- Minimum 8 characters, no more than 20
- Passwords must contain both letters and numbers
- Passwords must be mixed case

In case you forget your password:

What is your favorite animal?

Confirm Important Information:

Confirm Email

Confirm Password

Have a question about activating your MyTax Illinois Account? [Click here to email us.](#)

Step 5:

- Click Submit and apply for tax credit from account on January 2, 2018!

The screenshot shows the MyTax Illinois registration page. At the top, there is a navigation bar with the MyTax Illinois logo and links for IDOR Home, IDES Home, Help, Contact, and Privacy Policy. Below this is a blue navigation bar with a menu icon, a home icon, and the text "Login » Registration » Request". On the right side of this bar, there are two buttons: "Submit" (circled in red) and "Cancel". Below the navigation bar is a yellow message box that says: "Please fill out all required fields below. When you are finished, click the **Submit** button on the top of the page to continue with activation." At the bottom left, there is a blue button with a red 'x' icon and the text "NEW ACTIVATION".